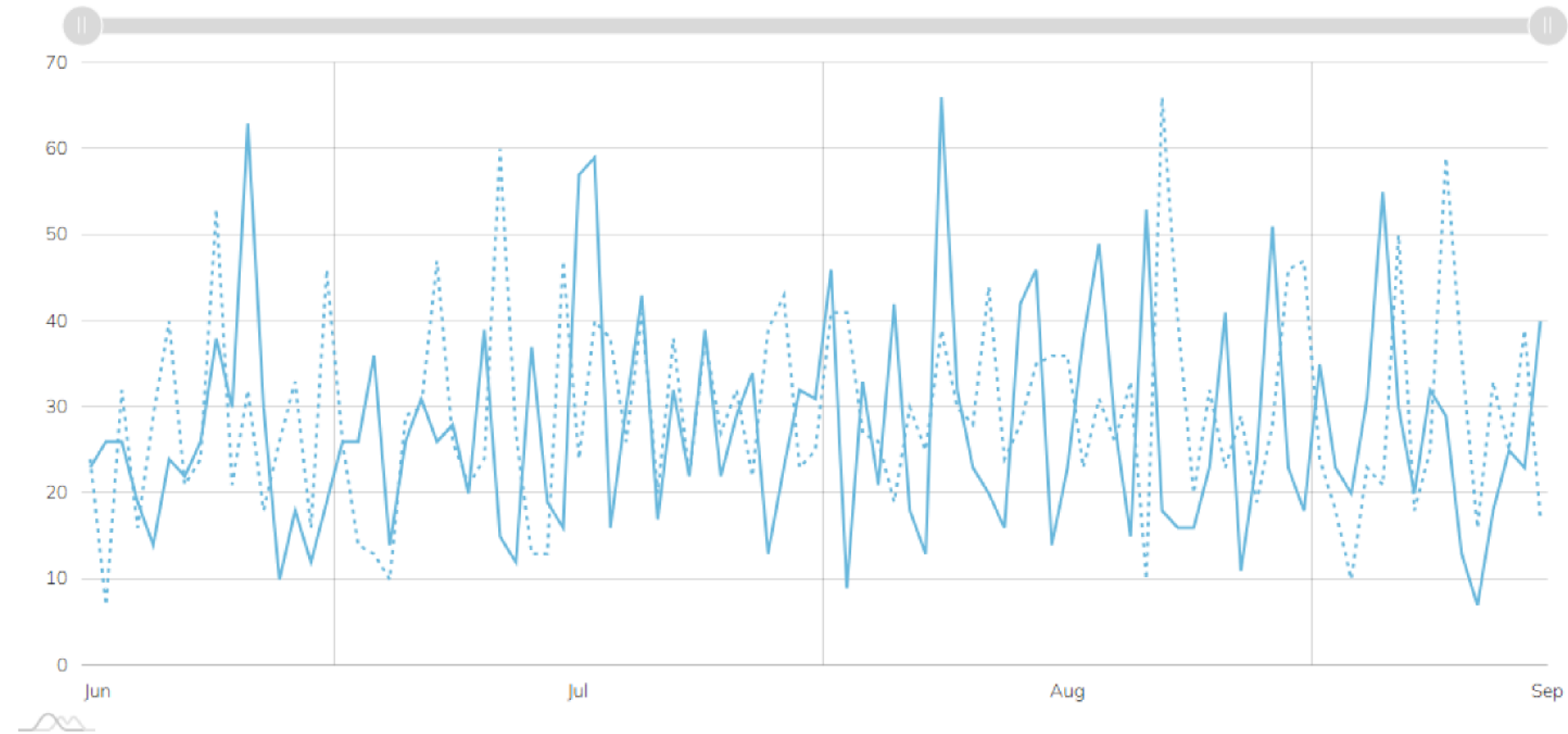


# ANALYTICS

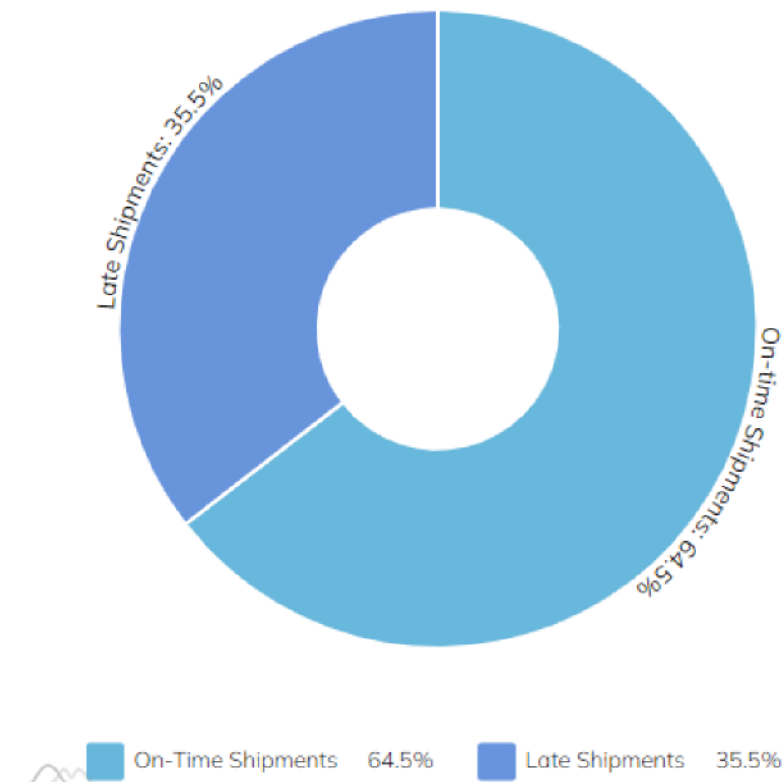
Filter

Export

Total Shipments



Shipment Delivery



## Basic Cargomation Analytics

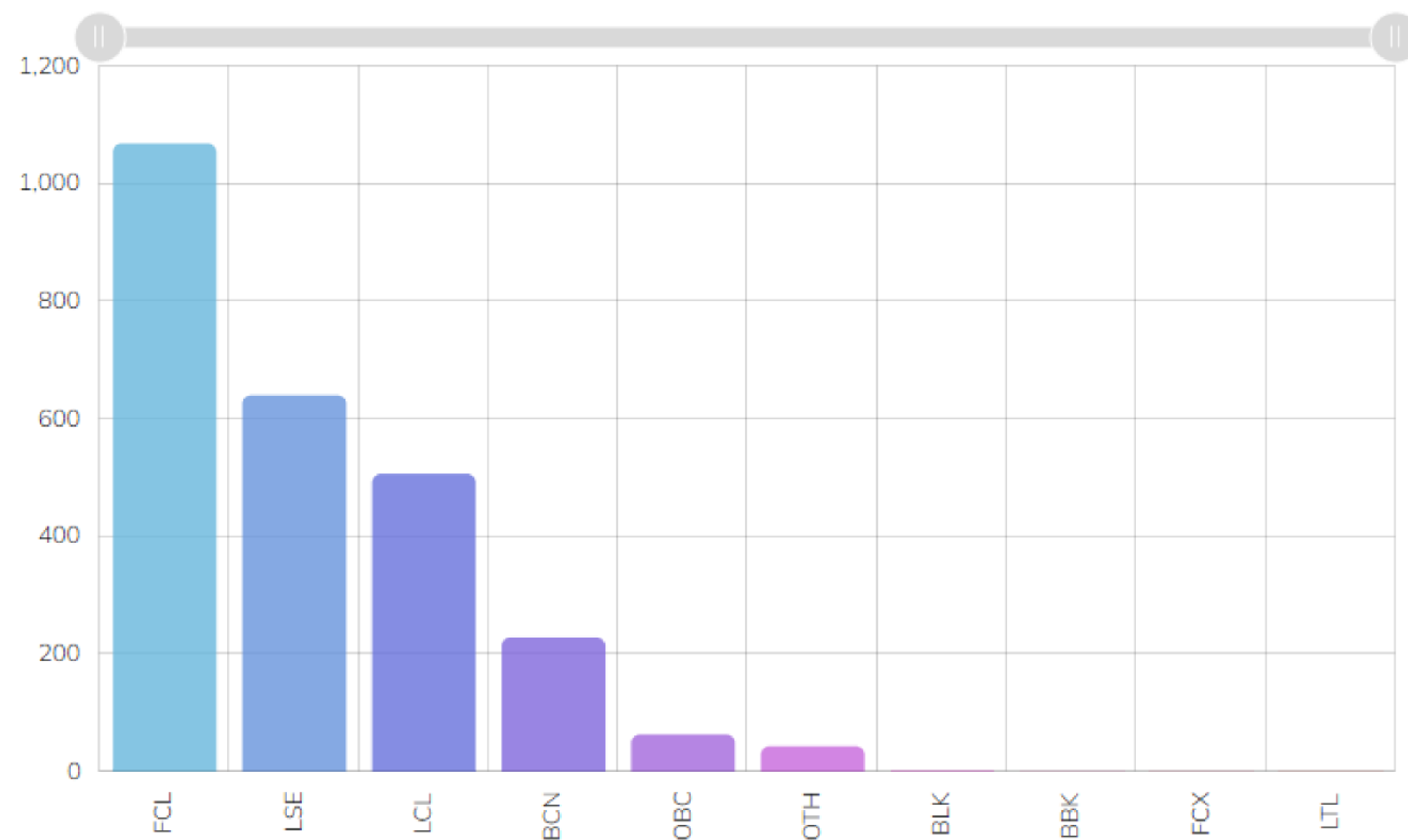
Cargomation's analytics module offers a dynamic platform, providing clients with fully customisable charts tailored to their specific needs. Our suite of basic reports ensures comprehensive insights into your cargo operations, helping you make data-driven decisions.

### Current Report Suite

- Shipment Count
- Top Trade Lanes
- Delivery Ratio
- Shipment Calendar
- TEU Count
- KPI Calendar (Arrival and Delivery)

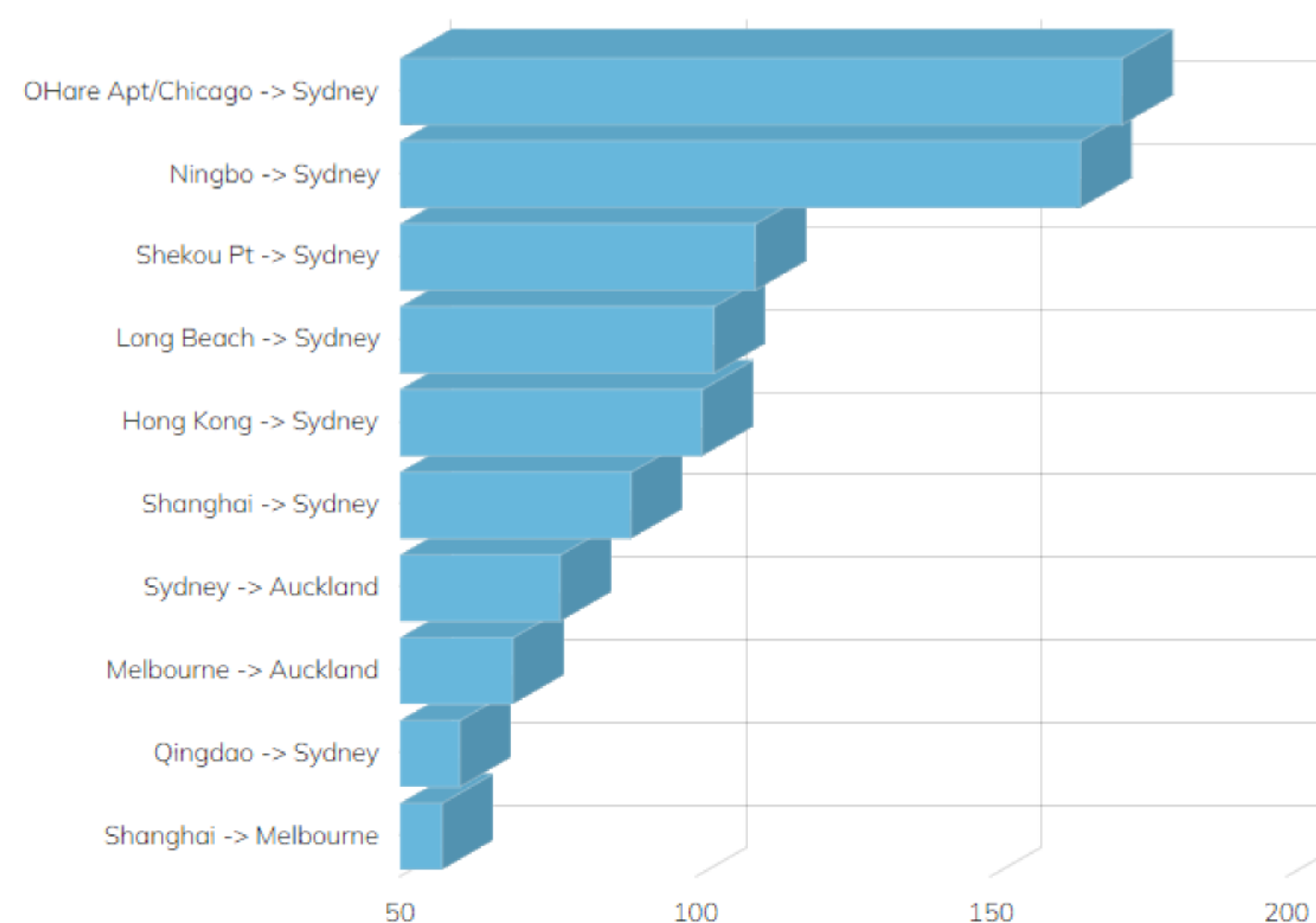
## Top Container Mode

Shipment Count



## Top 10 Trade Lanes

Shipment Count



## Development Flexibility

*Tailored Reports to meet your needs*

### Customised Report

*We can create reports tailored to your exact specifications, as long as the necessary data is available within the information collected from CargoWise.*

### Responsive Development

*Our team is committed to delivering results promptly. New report development will be provided with an estimated time for deployment.*

Date Range

August 2023

▼

Type

Arrival

▼




Shipment Info

Shipment #	ETD	ETA	ATA	ATD	TEU	Origin
S00154052	04/08/2023	04/08/2023	01/07/2023	01/07/2023	2	KOBE
S00154240	04/08/2023	04/08/2023	01/07/2023	01/07/2023	2	LA SPEZIA
S00154914	04/08/2023	04/08/2023	01/08/2023	01/08/2023	0	KOLN
S00154937	04/08/2023	04/08/2023	02/08/2023	02/08/2023	0	SHANGHAI PUDONG INTERNATIONAL A
S00155055	04/08/2023	06/08/2023	02/08/2023	02/08/2023	0	PRAHA
S00154075	04/08/2023	04/08/2023	03/07/2023	03/07/2023	2	NEW YORK
S00154979	04/08/2023	07/08/2023	03/08/2023	03/08/2023	0	OHARE APT/CHICAGO
S00153570	04/08/2023	04/08/2023	06/06/2023	06/06/2023	2	HAIFA
S00154415	04/08/2023	04/08/2023	07/07/2023	08/07/2023	1	QINGDAO
S00154391	04/08/2023	04/08/2023	07/07/2023	08/07/2023	2	QINGDAO
S00153889	04/08/2023	04/08/2023	16/06/2023	16/06/2023	2	HAMBURG
S00154531	04/08/2023	11/08/2023	16/07/2023	16/07/2023	1	NINGBO
S00154152	04/08/2023	04/08/2023	30/06/2023	30/06/2023	1	VANCOUVER

# Report Types

Diverse Reporting Options

Cargomation offers a wide range of report types to ensure that you have the information you need in the format that's most useful to you. Our in-house development capabilities enable us to go beyond traditional chart formats like bar, graph, and pie, giving you the flexibility to request custom report formats that match your unique cargo management requirements.



## CO2 Emissions Report

Carbon Emissions report that the users can utilize to assess their shipment's Carbon footprint



## Landed Costing Report

Finance focused report that contains costing amount per charge on a particular group of shipments



## Container Dehire Report

A Calendar report that will assist clients to prevent incurring fees

## Up and Coming Reports

At Cargomation, we are committed to staying ahead of the curve by continuously developing new reports that address the evolving needs of the cargo industry. These reports are born out of both client requests and our dedication to understanding the current demands in the industry. Here's a glimpse of some of the upcoming reports